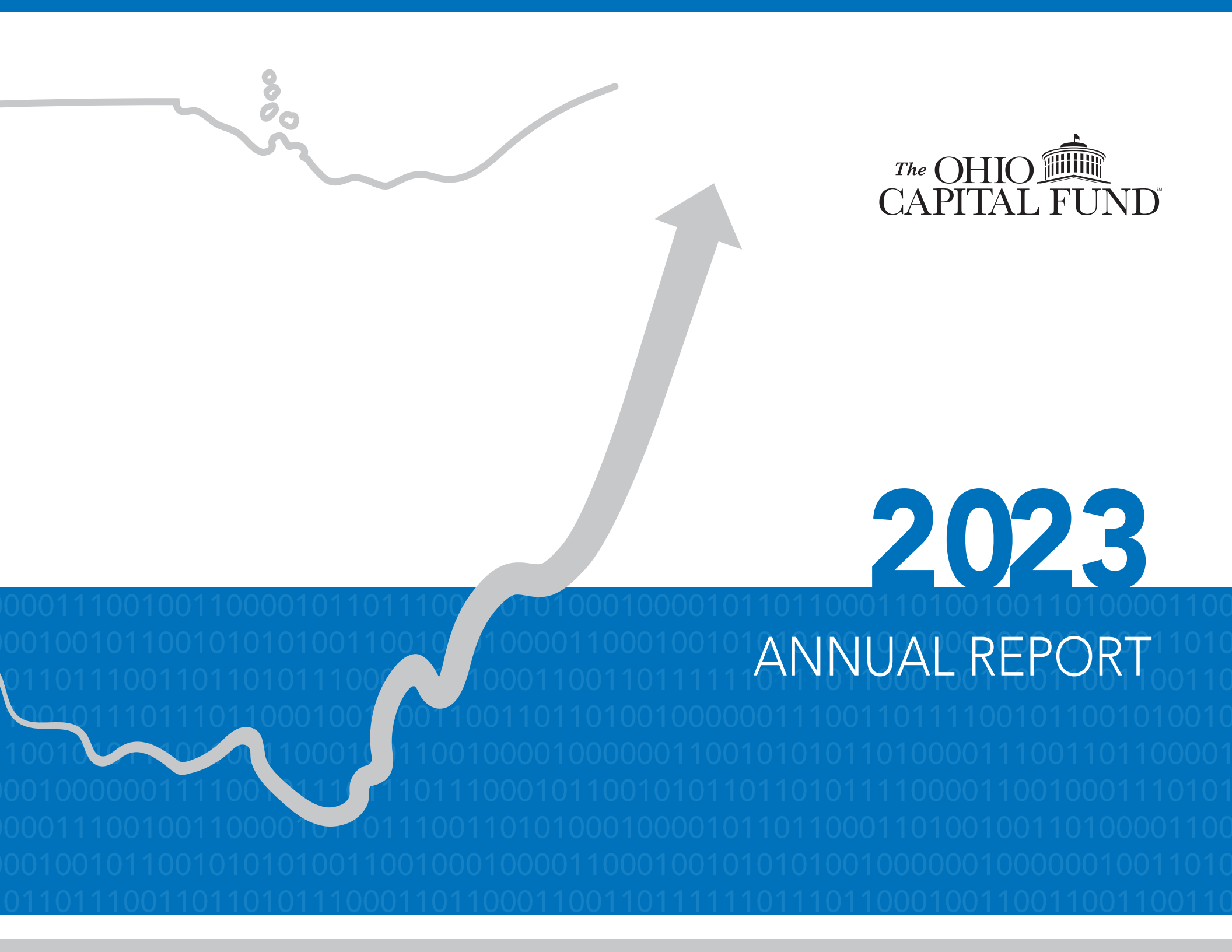




2023

ANNUAL REPORT



# Table of Contents

I. Mission Statement .....	2
II. Welcome Letter .....	3
III. Economic Analysis .....	4
IV. Portfolio Highlights.....	7
V. OCF Update.....	10
VI. OCF Historical Multiples .....	12
VII. Ohio Capital Fund Impact.....	13
VIII. OCF Company Updates .....	16
IX. Ohio Investment Requirement.....	17
X. OCF Remaining Value Summary .....	18
XI. Active Ohio Companies .....	19
XII. Fund Development & Governance.....	21
XIII. Program Overview .....	25



The Ohio Capital Fund (the “OCF”) was established to **increase the amount of private investment capital available for seed- and early-stage Ohio-based business enterprises**, with the goals of increasing employment, **creating additional wealth** and otherwise **benefiting the economic welfare of the people of the State of Ohio.**

# TO THE OHIO VENTURE CAPITAL AUTHORITY:

We are pleased to present the 2023 annual report for The Ohio Capital Fund LLC (“OCF” or the “Fund”). Standard practice for the private equity asset class is to report underlying fund information one quarter in arrears. This report will include the most up-to-date information available as of June 30, 2023, for the underlying fund investments (the “Underlying Funds”).

All references to quarters in this report refer to calendar quarters, unless otherwise indicated in the context.

## ANNUAL SUMMARY

As of June 30, 2023, the Fund’s gross total value to paid-in capital was 1.36x with a gross IRR of 5.1%. The US Venture Capital (“VC”) market saw a significant drop in the first half of 2023. According to GlobalData, the US VC market saw a 35% decline year-over-year in deal volume and a 49% drop in deal value. Strong headwinds, including a lack of available liquidity and high interest rates, have severely impacted early stage investing. After years of record highs, deal volume and value are well below recent figures. According to Pitchbook, in the first half of 2023, the median pre-money valuation for venture-growth startups plummeted by 64.3% compared with the record high seen in 2021. There has been a domino effect of many VC funds unable to raise the amount of capital they expected, leading to less companies being funded and the hesitance to commit that capital to new investment opportunities. With a lack of exits and the IPO market essentially shut for the most part, capital isn’t being distributed to limited partners at the same rate as in years past and reduces the commitment back into funds. And because of limited returns and rising rates, non-traditional investors have pulled back their commitments from the venture ecosystem.

Approximately 88% of the Fund’s capital commitments were made to Ohio-based Underlying Funds and 12% to national Underlying Funds. This exceeds the requirement to commit at least 75% of the Fund’s investable capital in Ohio-based Underlying Funds. As of June 30, 2022, the Underlying Funds have invested in 107 Ohio-based early-stage companies. This past quarter, there were no new investments in Ohio-based companies.

In the last year, OCF received \$2.9 million in total distributions. The largest distribution during the year originated from Charter Life Sciences II investment in Health Fidelity. Health Fidelity offers solutions for healthcare organizations participating in risk-based payment programs. Health Fidelity Inc., was acquired by Edifics Corporation at the end of 2021 and a subsequent lawsuit involving the transaction was dismissed without prejudice effective January 20, 2022, clearing the way for the finalization of the sale and distribution of proceeds.

As of June 30, 2023, Underlying Funds had invested \$340.9 million, or 2.43 times the \$139.9 million funded amount, into the 107 Ohio-based early-stage companies. As a condition to receiving an investment from OCF, the Underlying Funds agree to invest at least 50% of the capital committed from the Fund into Ohio-based early-stage companies. This condition would imply a goal of at least \$69 million (50% of total Fund commitments of \$138 million). For each \$1.00 drawn down from the Fund by the Underlying Funds, \$10.25 has been invested in Ohio-based companies with the total investment from the Underlying Funds and co-investors included in those same financing rounds. Inclusive of all investors, \$1.41 billion has been invested into the 107 Ohio based early stage companies. According to the Economic Analysis of The Ohio Capital Fund report published by the Economics Department at the University of Cincinnati, an estimated \$39.2 million in real taxes have been collected to date from Ohio-based companies which received an investment from an Underlying Fund.

The Fund continues to have a positive impact on the Ohio venture capital ecosystem, fulfilling one of its missions as the Program Administrator.

Sincerely,

Buckeye Venture Partners

# Economic Analysis of The Ohio Capital Fund

In order to understand the economic activity and impact that The Ohio Capital Fund has made in Ohio through its Underlying fund investments, the Economics Department at the University of Cincinnati was engaged to create a report and present the findings. The Academic Director of Applied Economics at the University of Cincinnati, Dr. Michael Jones, along with a Graduate Research Assistant, Jason Adams, led the research and produced the report that summarizes the economic activity of The Ohio Capital Fund through direct employment, wages and estimated state income taxes paid by workers in the invested firms. The data encompasses investment into companies from 2006 through 2022.

## METHODOLOGY

Each quarter, the Ohio Department of Jobs and Family Services (“ODJFS”) receives data from every business in the State of Ohio that files unemployment insurance (“UI”) reports. By using jobs and wage data from the UI filings, this report analyzed the employment and tax impacts of the businesses in which OCF invested. A list of companies and investment timing data was matched against quarterly employment and wage filing data from the State of Ohio. Cumulative wages were calculated beginning with the quarter that the investment was first made into the company. If a company was acquired or changed ownership, then wages continued to be added to the cumulative total by tracking the physical address.



# Economic Analysis of The Ohio Capital Fund

## RESULTS

The Ohio Capital Fund (OCF) is a fund of funds that was created by the State of Ohio in 2005 in order to improve the financing environment for small, but fast-growing, Ohio businesses. By using data from the State of Ohio's unemployment insurance (UI) filings, the State of Ohio can estimate the potential income taxes paid every year by individuals employed by companies which received funding from OCF.

The table below shows the cumulative value of estimated, nominal income taxes paid since the inception of the fund. More than \$1.5 billion in wages have generated more than \$39 million in taxes since 2006. This translates into an inflation-adjusted tax revenue of \$48.5 million in today's dollars. Since 2006, the Ohio Capital Fund has invested in companies that have collectively employed 3,250 individuals. Of these 3,250 jobs, 1,920 were net new jobs. Nearly 1,100 employees were working for active OCF funded companies by the end of 2022, earning an average salary of approximately \$107,000.

Ohio Income Taxes Paid (Estimated in Real Values)										
	2006-2014	2015	2016	2017	2018	2019	2020	2021	2022	Total
Gross Income (\$MM)	\$597.7	\$113.6	\$121.4	\$106.4	\$107.0	\$109.5	\$124.6	\$134.4	\$130.2	
AGI Percentage	98.5%	98.5%	98.5%	98.5%	98.5%	98.5%	98.5%	98.5%	98.5%	
AGI (\$MM)	\$589.1	\$111.9	\$119.7	\$104.8	\$105.4	\$107.9	\$122.7	\$132.4	\$128.2	
Tax Liability	2.5%	2.5%	2.5%	2.5%	2.5%	2.5%	2.5%	2.4%	2.3%	
Taxes Paid (\$MM)	\$16.3	\$2.8	\$3.0	\$2.6	\$2.6	\$2.7	\$3.1	\$3.2	\$2.9	\$39.2

\*\*Estimated based on publicly available Quarterly Census of Employment and Wages figures

# Economic Analysis of The Ohio Capital Fund

## FUTURE FORECAST

In addition to presenting data from 2006 through 2022, Dr. Jones also created a forecast of future economic impact of OCF through 2030, when the final OCF bonds are retired. The forecast for job growth in OCF companies is based on the sector specific forecasts provided in the Ohio Job Outlook Employment Protections. Basing the forecast for OCF companies' job growth on the Ohio Job Outlook will produce consistency with other economic analyses conducted by the State of Ohio. In fact, the Ohio Job Outlook report was written to be used by "administrators and legislators responsible for government policies." The forecast also assumes that no additional investments are made through 2030. Dr. Jones estimated the future survival rate range for OCF companies based on historical OCF company data.

Based on the ODJFS industry forecast, using a 1 percent real income growth rate, wage growth and estimated future company survival rates, Dr. Jones estimates an additional \$27.2 million in real taxes are expected to be paid by OCF underlying company employees. Aggregating the \$39.2 million in estimated taxes paid by employees from 2006-2022 with the \$27.2 million forecasted, Dr. Jones estimates \$66.4 million in real Ohio State taxes will have been paid by employees in OCF underlying companies. This forecast also assumes that the overall tax liability through 2030 is constant at 2.3%

Future Forecast for Ohio Income Taxes Paid (Real Values)						
	2006-2022	2024	2026	2028	2030	Total
Gross Income (\$MM)		\$216.4	\$220.8	\$225.2	\$229.7	
AGI Percentage		98.5%	98.5%	98.5%	98.5%	
AGI (\$MM)		\$189.7	\$190.0	\$195.3	\$204.0	
Tax Liability		2.3%	2.3%	2.3%	2.3%	
<b>Taxes Paid (\$MM)</b>	<b>\$48.5</b>	<b>\$4.4</b>	<b>\$4.4</b>	<b>\$4.5</b>	<b>\$4.7</b>	<b>\$66.4</b>

**\$1.41 BILLION**

TOTAL INVESTMENT BY ALL INVESTORS,  
INCLUDING THE OCF UNDERLYING FUNDS,  
INTO 107 EARLY-STAGE OHIO COMPANIES

# THE OCF PORTFOLIO HIGHLIGHTS

We are pleased to report on the continued increase in the level of Ohio-based investment activity. This helps fulfill The Ohio Capital Fund's mandate of increasing the amount of private investment capital available for seed- and early-stage Ohio-based business enterprises.

# 107 EARLY-STAGE OHIO COMPANIES

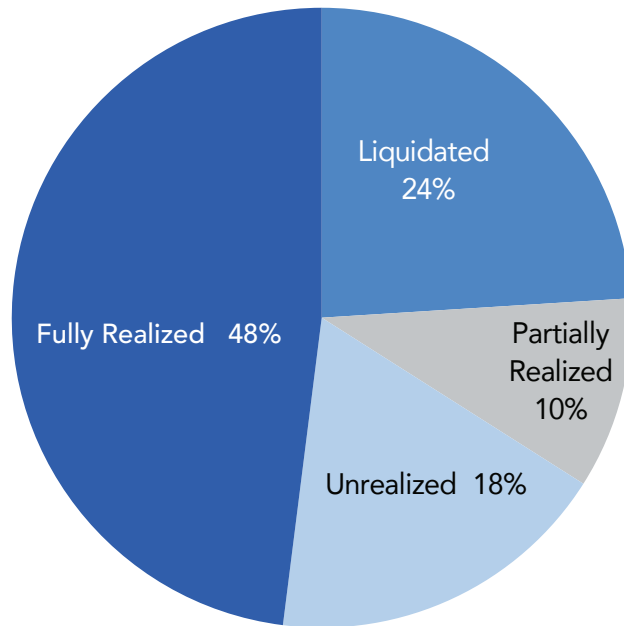
33 ACTIVE, HAVE RECEIVED INVESTMENT FROM THE OCF UNDERLYING FUNDS

**3,250 JOBS**  
HAVE BEEN CREATED AND RETAINED BY THE 107 OHIO COMPANIES

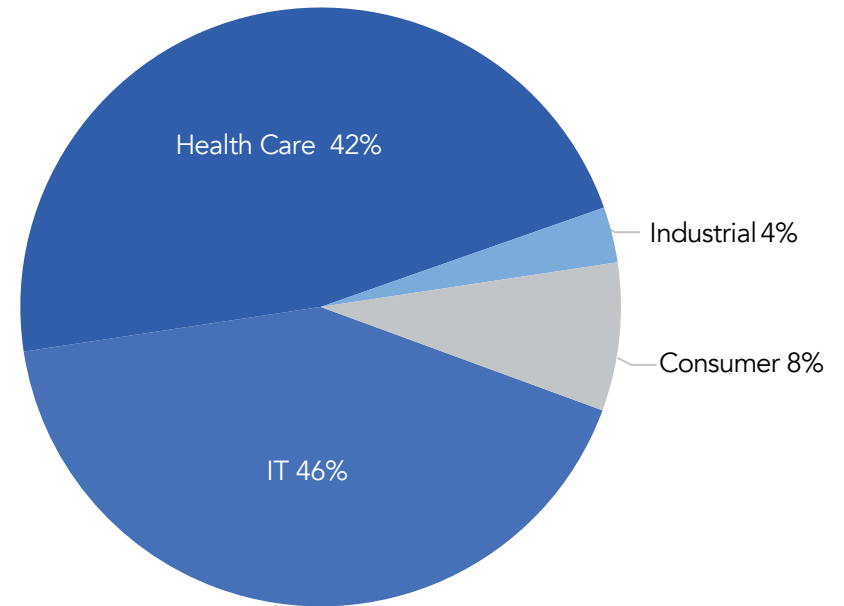
**\$341 MILLION**  
CAPITAL INVESTED BY THE OCF UNDERLYING FUNDS IN THE 107 EARLY-STAGE COMPANIES

# Portfolio Holdings

## STATUS OF INVESTMENTS BY COST



## REMAINING VALUE BY SECTOR



Source: eFront Insight. Data as of 06/30/23. Segment labeled "Other" on remaining value chart comprised of financial and material sectors.

# THE OCF UPDATE

## THE OCF STRUCTURE

The OCF is funded by the issuance of publicly traded, S&P-rated bonds. Bond interest and principal are supported by means of contingent refundable tax credits from the State of Ohio. During the financial crisis of 2008, the lenders declined to renew the letter of credit backed credit facility, forcing the

OCF to refinance the facility with bonds in 2010. The refinancing provided the OCF with long-term stability, but at increased long-term costs relative to the original facility.

The bonds mature from 2014 to 2027 and pay current interest. In December of 2020, BVP refunded \$34.2 million of the Series 2013A (2027 term bonds). The refunding reduced the interest rate from 4.98% to 1.31%. In addition, the final maturity was left unchanged and the annual tax credit ceiling dropped from \$20 million down to \$16.4 million. A reduction in the required debt service reserve fund was also reduced as a result of the refunding. The refunding provided \$5.9 million of cash flow savings for the program over the life of the bonds.

In December 2015, BVP restructured the Series 2013A February and August 2016 maturities, totaling \$10.98 million call all or

a portion of the remaining \$10 million of Series 2010A term bonds maturing on August 15, 2027, bearing interest at 6.625%, and callable at par. Through prior bond calls, BVP has now redeemed the entirety of the \$10 million of the highest interest rate bonds outstanding and saved the program nearly \$4 million in future interest expense. Between these bond calls and the refunding, BVP has provided nearly \$10 million in future interest expense savings. BVP will continue to evaluate any opportunity in the future to reduce cash flow expense for the program when possible.

It is very difficult to forecast OCF's underlying future fund performance. BVP, manager of OCF, continues to monitor the cash flow projections on a daily basis. On February 15, 2023, BVP utilized \$7.76 million in tax credits. This resulted in an additional loan payment obligation of the Fund to the State of Ohio in the amount of \$7.76 million, which is subordinate to the payments due to the holders of the bonds. The loan payment obligation is due on the first February 15 or August 15 after the repayment of all bonds, and interest accrues at a rate of 4.225% per year. BVP continually evaluates potential use of credits based on market conditions, Underlying Fund portfolio performance, and OCF's debt maturity schedules.

## Fund Data (as of 06/30/23)

**\$138.2 MILLION**  
COMMITTED TO  
30 VENTURE CAPITAL FUNDS

**\$139.9 MILLION**  
CAPITAL DRAWN FROM THE  
30 VENTURE CAPITAL FUNDS

13 FUNDS WITH A **NEW**  
PRESENCE IN OHIO INVESTING

**\$177.7 MILLION**  
IN OHIO COMPANIES

**\$152.7 MILLION**  
CUMULATIVE DISTRIBUTIONS  
FROM UNDERLYING FUNDS

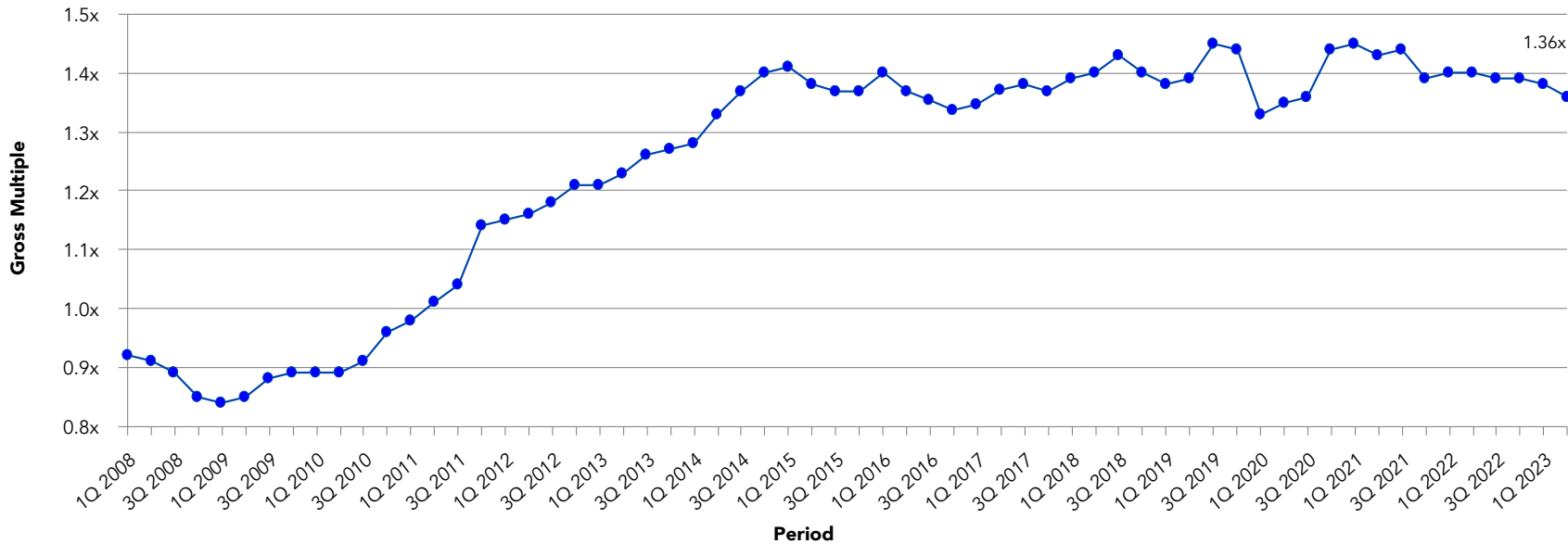
**1.36x**  
GROSS RETURN MULTIPLE  
ON FUND INVESTMENTS

**5.1%**  
GROSS INTERNAL RATE OF  
RETURN ON FUND INVESTMENTS  
SINCE INCEPTION

**\$37.7 MILLION**  
CURRENT NET ASSET VALUE

# OCF Historical Multiples of Invested Capital

## OCF HISTORICAL MULTIPLES OF INVESTED CAPITAL





# Ohio Capital Fund Impact

## CAPITAL IMPORTED FROM NATIONAL INVESTORS

The OCF has helped to attract nearly \$1.41 billion of private investment into 107 Ohio companies. \$341 million has come from the OCF Underlying Funds, with another \$1.07 billion coming from investors other than the OCF's Underlying Funds, investing in those same rounds of financing. The \$1.41 billion invested in these 107 companies has created an 10.07 leverage multiple on the \$139.9 million contributed by the OCF to date to its Underlying Funds.

The OCF investments have helped to attract capital into seed- and early-stage companies in Ohio. Of the OCF's 30 investments, 13 funds established a new presence in Ohio. Those 13 funds have since made direct investments into Ohio startups totaling \$177.7 million. Many of these funds had never invested in Ohio prior to receiving a commitment from the

OCF. Some of these companies have gone on to raise large amounts of capital from the non-OCF sources. Most of the OCF Underlying Funds invest at a critical time in the life of their startup companies, the Series A round of financing. The Series A investment is very important for startups to develop products, perform initial marketing and branding, hire key employees and begin business operations. For startups that survive, this eventually leads to the growth round of financing, when large, influential venture funds from around the country will invest to support the startup's continued growth. Without strong, active local venture funds, like the ones within the OCF portfolio, startup companies typically either move closer to the coasts where most large venture funds are located, or they never receive the growth funding that enables them to reach their full potential, and they stay small or go out of business entirely.

A light blue silhouette of the state of Ohio is centered on the page. The background is a dark blue gradient with a repeating pattern of binary code (0s and 1s) in a lighter shade of blue.

**\$1.07 BILLION**  
COMING FROM INVESTORS  
OTHER THAN THE OCF'S  
UNDERLYING PORTFOLIO FUNDS

**\$1.41 BILLION**  
TOTAL INVESTMENT BY ALL  
INVESTORS, INCLUDING THE OCF  
UNDERLYING FUNDS, INTO 107  
EARLY-STAGE OHIO COMPANIES

**\$177.7 MILLION**  
INVESTED INTO OHIO STARTUPS  
FROM 13 FUNDS WITH A NEW  
PRESENCE IN OHIO

# ATTRACTING EARLY-STAGE INVESTMENT CAPITAL TO OHIO

Source: BVP.

Arboretum Ventures  
Detroit Venture Partners  
General Motors Ventures  
Plymouth Ventures

Draper Triangle Ventures

Charter Life Sciences  
Intel Capital  
Kearney VP  
Sutter Hill Ventures  
Technology Crossover Ventures  
US Venture Partners

RiverVest Venture Partners

Boston Scientific  
Braemer Energy Ventures  
Canaan Partners  
Edison Partners  
Fletcher Spaght Ventures  
New Science Ventures  
OrbiMed Advisors  
Radius Ventures  
SV Life Sciences

Chrysalis Ventures

Sun Mountain Capital  
Flywheel Ventures

DFJ Mercury

Arsenal Venture Partners

The OCF Underlying Funds  
National Fund Co-Investor

# OCF Underlying Company Updates



7Signal, based in Cleveland, OH, is the leader in enterprise Wi-Fi optimization, providing insight into wireless networks and control over Wi-Fi performance so businesses can mitigate risk. Their cloud-based platform continuously tests and measures Wi-Fi performance at the edges of the network, enabling fast solutions to Wi-Fi issues and stronger connections for mission-critical users, devices and applications. Their platform has enabled organizations to manage the Wi-Fi user experience on their networks by collecting key Wi-Fi performance data across the enterprise and displaying it for easy analysis. The Company's customer list includes well-known names such as IBM, Nike, Kaiser Permanente and Stryker.

In 2021, the Company raised \$9.5 million in a Series D round of financing led by Technology Venture Partners, a Minneapolis-based venture capital firm, to help accelerate product development, raise market awareness, drive revenue growth and continue to expand the company's staff. The company has hired over 20 people in the last two years and now has ~50 employees in Cleveland. There is an impressive pipeline of opportunities that can close in the back half of 2023 and early 2024, including several Enterprise License Agreement opportunities.

In September, 7Signal announced the hiring of its new CEO, Sebastian Shahvand, following an extensive, global search process, to help continue growth of the company. Sebastian is a business leader with a proven track record of driving growth across multiple leading companies in the mobility-solutions and enterprise-software industries and brings more than two decades of leadership and operational experience to his new role.

Allos Ventures II, based in Indianapolis, IN, received a \$2 million commitment from OCF in 2012. Because of this commitment, Allos has been focused on investing in Ohio companies. Draper III has invested nearly \$7 million in 7Signal, after its initial investment in the company 2013. In aggregate, Allos II has invested \$11 million in multiple Ohio companies.












Source: 7Signal. Allos Ventures II. OCF. Crainscleveland.com

# Ohio Investment Requirement

Investment	Commitment Year	Commitment	% Funded	Achievement of Ohio Investment Commitment <sup>1</sup>	Amount Fund has Invested in Ohio Companies <sup>2</sup>
Early Stage Partners Fund II, L.P.	2007	\$10,000,000	100.7%	6.9x	\$34,466,624
Draper Triangle Ohio Ventures, L.P.	2005	6,000,000	84.6%	11.1x	33,196,608
SV Life Sciences Fund IV, L.P. <sup>3</sup>	2006	5,000,000	97.1%	12.3x	30,787,000
NCT Ventures Fund II, L.P.	2015	2,000,000	100.0%	24.6x	24,649,391
NCT Ventures Fund I, L.P.	2008	5,000,000	100.4%	8.3x	20,733,546
Draper Triangle Ventures Ohio III, L.P.	2013	4,000,000	100.0%	8.9x	17,880,000
Reservoir Venture Partners II, L.P.	2006	5,000,000	93.4%	6.7x	16,800,000
Edison Venture Fund VII, L.P.	2011	8,000,000	100.4%	4.0x	16,181,043
Charter Life Sciences (Ohio) II, L.P.	2008	6,150,000	99.2%	5.1x	15,762,000
River Cities Capital Fund IV, L.P.	2006	10,000,000	92.6%	3.1x	15,395,000
Primus Capital Fund VI, L.P.	2007	6,163,262	93.9%	4.8x	14,690,000
Athenian Venture Partners III, L.P.	2009	2,000,000	104.2%	11.6x	11,610,000
Allos Ventures II, L.P.	2012	2,000,000	100.1%	11.5x	11,460,000
Chrysalis Ventures (Ohio) III, L.P.	2006	10,000,000	100.3%	2.2x	10,927,000
Radius Venture Partners (Ohio) III, QP, L.P.	2008	5,000,000	89.1%	4.2x	10,380,000
Arboretum Ventures IIa, L.P.	2008	6,000,000	100.8%	3.2x	9,620,000
RiverVest Venture Fund II (Ohio), L.P.	2007	8,000,000	81.0%	2.0x	8,170,000
Edison Venture Fund VIII, L.P.	2015	2,000,000	100.0%	6.9x	6,880,000
Glengary LLC	2008	2,000,000	96.1%	6.5x	6,525,994
FSV II-B, L.P.	2008	8,000,000	100.6%	1.4x	5,640,000
RiverVest Venture Fund III (Ohio), L.P.	2014	2,000,000	100.0%	5.5x	5,450,000
SunBridge Partners Technology Fund III, L.P.	2006	4,000,000	100.8%	2.5x	4,950,000
QCA First Fund III, LLC	2009	500,000	100.0%	16.9x	4,220,000
Arsenal Venture Partners IIa, L.P.	2009	6,000,000	94.1%	1.1x	3,340,000
Emerging Market Fund, LLC	2011	250,000	100.0%	9.6x	1,200,000
<b>Total Portfolio</b>		<b>\$125,063,262</b>	<b>96.2%</b>	<b>5.5x</b>	<b>\$340,914,206</b>

Source: BVP. Data as of 06/30/23. <sup>1</sup>Achievement of Ohio Investment Commitment measures dollars invested in Qualified Ohio-based companies versus the Underlying Funds' total commitment to invest into Ohio-based companies. <sup>2</sup>The amount the Fund has invested in Ohio companies may include parallel or related fund investments. <sup>3</sup>Non-Ohio Fund. Past performance is not indicative of future results.

# OCF Remaining Value Summary

Underlying Fund	Residual Value (\$MM)	% of Total Residual Value	No. of Active Companies	Potential Value Drivers
Edison VII AF I	\$5.3	14%	7	
Early Stage Partners II	4.0	11%	7	 
Arsenal Venture IIa	3.8	10%	9	 
FSV II-B	3.3	9%	5	 
Draper Triangle III	3.3	9%	9	 
Remaining Funds	18.0	47%	114	 
<b>Total</b>	<b>\$37.7</b>	<b>100%</b>	<b>156</b>	

Data as of 06/30/23. Based on Underlying Funds with largest Residual Values. Past performance is not indicative of future results. For informational purposes only. Not intended as investment advice.

# Active Ohio Companies

The portfolio companies are distributed across Ohio but are concentrated in the areas of Cleveland, Columbus and Cincinnati. The active Ohio-based company investments are primarily focused in the IT and health care sectors relative to the number of companies at 68% and 20%, respectively. As measured by the dollars invested, IT companies represented 59% of the capital invested into active Ohio companies

while health care companies represented 29%. Energy and communications sectors together represented 5% of the number of companies and 9% of the dollars invested in active Ohio-based companies through June 30, 2023. Remaining businesses represented 7% of the companies and 3% of capital invested. The active companies and their respective sectors are as follows:

# Active Ohio Companies

Portfolio Company	City	Sector	Portfolio Company	City	Sector
10X Engineered Materials, LLC.	Columbus	IT	Lukla LLC	Cincinnati	Consumer
7Signal Solutions, Inc.	Akron	Communications	Mezu, Inc.	Cleveland	IT
Aerpio Therapeutics	Cincinnati	Health Care	Nikola Labs Inc.	Columbus	IT
Akebia Therapeutics, Inc.	Cincinnati	Health Care	Olive Inc.	Columbus	Health Care
Arisdyne Systems, Inc.	Cleveland	Energy	Onseen Marketing, Inc.	Columbus	IT
AVE Automedia Inc.	Columbus	IT	OnShift	Cleveland	IT
Aver, Inc.	Columbus	IT	Pacejet	Columbus	IT
Azoti	Columbus	IT	PriorAuthNow, Inc.	Columbus	Health Care
Beagle Bioproducts, Inc.	Columbus	Health Care	Roost Enterprises, LLC	Columbus	IT
Blue Spark Technologies	Westlake	IT	Solutions Vending Intl Inc.	Columbus	IT
Career Town Network	Columbus	IT	veDiscovery LLC	Cleveland	IT
DOmedia LLC	Columbus	IT	VentureMed Group	Toledo	Health Care
Enosix	Cincinnati	IT	Wiretap	Columbus	IT
Ethex, LLC	Columbus	IT	veDiscovery LLC	Cleveland	IT
Exacter	Columbus	IT	VentureMed Group	Toledo	Health Care
FactGem Holdings Inc.	Columbus	IT	Wiretap	Columbus	IT
Healthy Roster Inc.	Columbus	IT			



# Fund Development & Governance

Members of BVP have a seat on either the Advisory Board or Investment Committee on 23 of the 25 active Underlying Funds. BVP is extremely active in advising the Underlying Funds on annual valuations, portfolio decisions, and any potential conflicts. In addition, BVP continually monitors Ohio investment activity by collecting and aggregating Ohio-based investment information from all of the Underlying Funds on a quarterly basis. Data such as dollars invested in new and existing Ohio companies, size of financing rounds, and jobs created and retained are collected quarterly. BVP continues to be active within the Ohio venture capital ecosystem through involvement in the Ohio Venture Association, Venture Ohio, and attending conferences throughout the State of Ohio.

As of June 30, 2023, BVP has held 20 days of fund presentations in Columbus and hosted a total of 58 prospective funds. During these sessions, the funds made formal presentations to

the members of the BVP investment committee and also had the opportunity to answer due diligence questions asked by BVP. Of the 58 funds that have presented to date, BVP has made commitments to 30 funds, 25 of which are still active. BVP declined investment in 18 of the funds that presented to BVP, only three of which are currently based in Ohio. Fourteen funds withdrew their applications for various reasons. The most common reason for an application withdrawal was a fund's unwillingness to meet the requirements of the Fund's policy. Since inception, formal applications have been received from 65 funds as shown in the chart on the following page, including 48 Ohio-based or prospective Ohio-based funds and 17 national funds. Most significantly, 28 of the 48 potential Ohio-based funds were funds that are or could be new Ohio-based funds. The chart on the following page contains data through June 30, 2023. Note that some funds apply but are not asked to present.

# Fund Development & Governance

	Existing <sup>1</sup>	Ohio-based Funds Prospective/ New <sup>2</sup>	Subtotal	National Funds <sup>3</sup>	Fund Total
<b>Fund Presentation Data</b>					
Number of Fund Commitments	12	13	25	5	30
Approved but not Closed	0	0	0	0	0
In Due Diligence	0	0	0	0	0
Declined <sup>4</sup>	2	11	13	5	18
Withdrew <sup>5</sup>	2	5	7	2	9
<b>Total Funds Presented</b>	<b>16</b>	<b>29</b>	<b>45</b>	<b>12</b>	<b>57</b>
<b>Application Data</b>					
Number of Fund Commitments	12	13	25	5	30
Approved but not Closed	0	0	0	0	0
In Due Diligence	0	0	0	0	0
Declined <sup>4</sup>	3	10	13	7	20
Withdrew <sup>5</sup>	2	7	9	5	14
<b>Total Applications Received</b>	<b>17</b>	<b>30</b>	<b>47</b>	<b>17</b>	<b>64</b>

<sup>1</sup>Existing funds refer to funds that were Ohio based funds prior to submitting an application to the Ohio Capital Fund. <sup>2</sup>Prospective/New funds refer to funds that would be a first time Ohio fund (either new or in parallel with an out of state fund). <sup>3</sup>Prospective/New funds refer to funds that would be a first time Ohio fund (either new or in parallel with an out of state fund). <sup>4</sup>Declined for investment by BVP. <sup>5</sup>Withdrew application for consideration by the fund manager. Source: Fort Washington Capital Partners Group. BVP.

# BUCKEYE VENTURE PARTNERS, LLC

In 2004, the newly created Ohio Venture Capital Authority ("OVCA") instituted an investment policy for the State's fledgling venture capital fund-of-funds program embodied by the OCF and issued a request for proposals ("RFP") from private fund managers to fill the role of program administrator. Buckeye Venture Partners, LLC ("BVP"), which was formed as a joint venture between Cincinnati-based Fort Washington Investment Advisors, Inc., and Cleveland-based Peppertree Partners, LLC, was selected from among the RFP respondents and engaged by the OVCA to serve as program administrator in January 2005. BVP is the sole manager of the OCF and is currently a subsidiary of Fort Washington Investment Advisors, Inc., following its acquisition in 2008 of Peppertree. Fort Washington Capital Partners Group ("FW Capital") is the institutional private equity division of Fort Washington Investment Advisors.

# Investment Team



## **STEPHEN A. BAKER, CO-HEAD OF PRIVATE EQUITY**

Steve has over 25 years of private equity experience, having invested in more than 50 companies in his career. He is a member of the FW Capital investment committee and serves on several portfolio fund advisory boards. Prior to FW Capital, Steve was a principal with Seaport Capital Partners, a New York-based private equity firm, where he made growth equity and buyout investments in the media, communications, Internet and telecom sectors. Steve earned his BA, cum laude, in History from the University of Cincinnati and his MBA from the Stern School of Business at New York University.



## **TARIK ADAM, SENIOR INVESTMENT MANAGER**

Tarik, with an office in Cleveland, joined FW Capital in 2008 and focuses on venture capital investments. Tarik has over a decade of relevant public and private equity experience. Prior to joining FW Capital, Tarik was an Investment Manager at Peppertree Partners, a Cleveland-based fund of funds manager. At Peppertree, Tarik managed primary investments in venture capital funds. Tarik earned a BS in Business Administration from The Ohio State University and an MBA from the Weatherhead School of Management at Case Western Reserve University.





## Program Overview

Ohio's venture capital funds program, codified mainly in Chapter 150 of the Revised Code, was overwhelmingly passed by the 124th Ohio General Assembly in December 2002 and signed into law by then-Governor Bob Taft in January 2003. Promoted by a broad section of the business community statewide and enacted with bipartisan support, the program was established to increase the amount of private investment capital available in Ohio for seed- and early-stage businesses based here, with the long-term goals of increasing employment, creating additional wealth and otherwise benefiting the economic welfare of the people of Ohio.

The program calls for the creation of a venture capital fund of funds (the "program fund") to be managed by a private investment management firm as program administrator, and capitalized through sales of debt securities to private-sector investors. The proceeds of these sales would be used to make investments in private, for-profit venture capital funds ("VC funds") and pay program fund expenses. The statutory design of the program requires that at least 75% of the program fund's investments be made in VC funds based in Ohio, and that every VC fund receiving a program fund investment — whether the fund is Ohio-based or not — must agree to invest at least a specified minimum amount in seed- or early-stage businesses based in Ohio, the minimum amount being equal to 50% of the program fund's total investment in that VC fund.

To encourage lenders to capitalize the program fund, the legislature designed the program so that if, at any point, the returns on the program fund's underlying investments in VC funds have been insufficient to enable it to repay its loans on schedule, then the lenders would be entitled to receive refundable State tax credits to the extent of the shortfall. The State, then, serves as a guarantor of the program fund's obligations to its lenders. The statutes authorize the issuance of up to a maximum of \$380 million in tax credits over the life of the program ending in the year 2036, but not more than \$20 million in tax credits in any one year.

Buckeye Venture Partners, LLC, was engaged by the OVCA to serve as program administrator in January 2005 with a mandate to minimize the likelihood of using tax credits. During 2005, the OCF was formed to act as the program fund envisioned by R.C. Chapter 150. In the same year, the OCF closed on its initial debt financing facility, under which it received total lending commitments of \$58 million, and began to perform due diligence and make equity investment commitments in underlying VC funds. The OCF continued to pursue its fundraising activities while its investment program was proceeding, and in October 2006, its total lending commitments increased to \$150 million.

In 2009, responding to the disruptive events in worldwide financial markets that began in late 2008, the Ohio legislature amended the program

to enable the OCF to refinance and replace its original lending facility with a more stable lending facility involving port authority conduit revenue bonds, backed by refundable tax credits as before. It had been recognized by the legislature, the OVCA, then-Governor Ted Strickland, and the program administrator that the switch to a bond-based facility was necessary because financial market conditions were making the debt service costs under the OCF's original facility ever more expensive and untenable.



The OCF held the initial closing under its port authority revenue-bond financing facility in 2010, at that time receiving authorization from the OVCA to borrow up to approximately \$169 million. Overall, the OCF was authorized to borrow a principal amount sufficient to yield, net of capitalized interest, \$150 million for VC fund investments and program fund expenses. In 2013, the OCF took advantage of lower interest rates to reduce its long-term debt service costs by restructuring a part of the bond indebtedness incurred in 2010. At that time, the OVCA increased the limit on the OCF's total principal indebtedness to approximately \$179 million.

On May 27, 2010, RBC Capital Markets underwrote a bond offering to sell taxable bonds to refinance the existing obligations of the Fund and to provide cash for the future operations and investment activity of the Fund. The bonds were issued by the Columbus-Franklin County Finance Authority acting as a conduit to the Fund. In August 2013, \$60.4 million of the term bonds were refinanced to obtain a lower rate. The term bonds had a fixed rate of 6.625% and they were refinanced at an average rate of 4.3%.

In December 2015, BVP restructured the Series 2013A February and August 2016 maturities, totaling \$10.98 million of refunded bond par, to provide the flexibility to call all or a portion of the remaining \$10 million of Series 2010A term bonds maturing on August 15, 2027, bearing interest at 6.625%, and callable at par. The current bond structure is outlined below along with the call features of the bonds. The bonds were rated AA- by Standard & Poor's. See the following summary of the bonds as of June 30, 2023:

# Financing Summary

Series	Bonds	Provisions	Amount	Rate	Amortization
<b>Par Call Bonds</b>					
2015A	Term	8/15/2018 @ Par	5,265,000	3.000%	2/15/2025 - 8/15/2025
2015A	Term	8/15/2018 @ Par	3,500,000	3.496%	2/15/2026 - 8/15/2026
2015A	Term	8/15/2018 @ Par	1,940,000	3.250%	2/15/2026 - 8/15/2026
2015A	Term	8/15/2018 @ Par	5,615,000	3.300%	2/15/2027 - 8/15/2027
2015B	Serials	8/15/2021 @ Par	640,000	3.00 - 3.25%	2/15/2022 - 2/15/2025
2015B	Term	8/15/2021 @ Par	785,000	3.250%	2/15/2024 - 8/15/2024
2020A	Term	8/15/2020 @ Par	34,270,000	0.926% - 1.601%	2/15/2024 - 8/15/2027
<b>Total Par Call Bonds</b>			<b>\$52,015,000</b>		
<b>Make-Whole Call Bonds</b>					
2013A	Terms	UST +25bps	4,655,000	4.0 - 4.25%	8/15/2021 - 8/15/2023
2015A	Serials	UST +25bps	7,590,000	2.551 - 3.0%	8/15/2021 - 8/15/2024
<b>Total Make-Whole Call Bonds</b>			<b>\$12,245,000</b>		
<b>Outstanding Bonds</b>					
2013A	Various	Various	4,655,000	1.357 - 4.982%	2/15/2016 - 2/15/2027
2015A	Various	Various	23,910,000	2.551 - 3.496%	8/15/2021 - 8/15/2027
2015B	Various	Various	1,425,000	2.0 - 3.25%	2/15/2017 - 2/15/2025
2020A	Various	Various	34,270,000	0.926% - 1.601%	2/15/2024 - 8/15/2027
<b>Total Outstanding Bonds</b>			<b>\$64,260,000</b>		



# Loan Payment Schedule

OCF Schedule of Loan Payments			
Bond Payment Date	Principal Payments	Interest Payments	Total Debt Service
08/15/23	7,505,000	711,483	8,216,483
02/15/24	8,115,000	570,494	8,685,494
08/15/24	7,910,000	501,635	8,411,635
02/15/25	7,745,000	436,013	8,181,013
08/15/25	7,650,000	364,770	8,014,770
02/15/26	7,775,000	295,985	8,070,985
08/15/26	7,345,000	211,520	7,556,520
02/15/27	7,430,000	129,471	7,559,471
08/15/27	2,785,000	45,953	2,830,953
<b>Totals</b>	<b>\$64,260,000</b>	<b>\$3,267,323</b>	<b>\$67,527,323</b>

# Ohio Venture Capital Authority

As part of the venture capital funds program, the Ohio legislature established the Ohio Venture Capital Authority (“OVCA”) to provide oversight of the program fund. The OVCA consists of three members appointed by the Governor, one selected from a list of nominees provided by the President of the Senate, and one selected from a list of nominees provided by the Speaker of the House of Representatives. The Director of Development and the Tax Commissioner serve as advisors. The statutory responsibilities of the OVCA are:

- To establish, and modify from time to time as the OVCA sees fit, a written policy governing the investment of program fund monies in underlying VC funds, including diversification and other requirements.
- To select through a competitive bidding process, and negotiate and conclude a management agreement with, a private, for-profit investment management firm to serve as program administrator, manage the program fund’s debt financing and venture capital investing activities, and negotiate contracts with lenders and VC funds on the program fund’s behalf.
- To issue tax credits to the program fund’s lenders to the extent of any loan losses they might experience, when the program administrator has certified the occurrence and the amount of such losses to the OVCA.
- To enter into agreements with lenders to the program fund containing terms and conditions governing the OVCA’s issuance of tax credits to them.
- To give a report annually to the Ohio legislature concerning the financial and investment affairs of the program fund and the OVCA’s assessment of the program’s achievement of its economic development purpose.



**Mark Williams, Chairman OVCA**  
**Managing Director of Manchester Partners**

MBA from the Harvard Business School  
Polytechnic University (NYU)



**James Kunk, Member OVCA**  
**Chairman of the Board for State Auto Mutual Insurance Company**

Bachelor of Administration at Ohio State University  
Graduate School of Banking at the University of Wisconsin





